



### Product Function

Apply to single-phase grounding fault detection of overhead high-voltage lines, accurately locate the grounding fault point. Accurately search the hidden grounding faults of overhead line such as single-phase metallic grounding, arcing grounding, transition resistance grounding, insulator breakdown, and lightning arrester breakdown, etc.

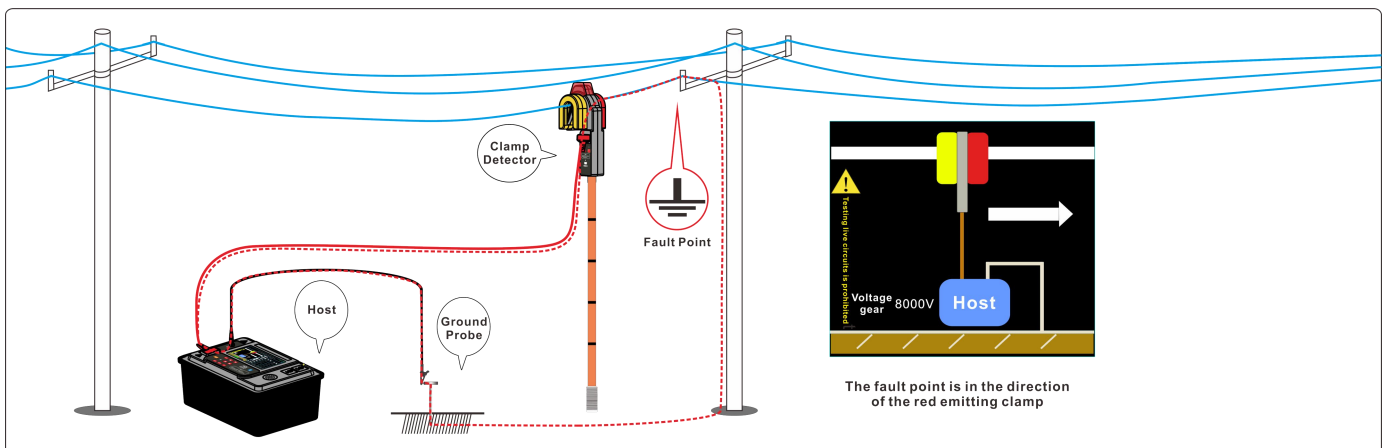
### Product Features

1. The innovative clamp detector integrate signal transmission and collection. Clamp-shaped structure, small in size, light in weight, and easy to install. It can complete line fault detection in one installation, no need to output and collect the signal operations at two sites, and also no need to disconnect the PT. The detection is convenient and fast, reducing the number of operators and improving working efficiency.
2. The clamp detector equipped with the non-contact electroscope, which can check whether the cable is lived and issue audible and visual alarm to ensure the safety of operators and equipment.
3. Especially suitable for the faulty lines with cable branches. With strong short-circuit detection capability, which can detect the direct short-circuit fault of the ground resistance is  $0\Omega$ .
4. Output voltage up to 8000V, there are 8000V and 3000V two gears to meet the different request of users.
5. Equip with Large-capacity rechargeable battery which can complete the detection of the entire circuit line after being fully charge.
6. Fast detection speed, will get test result within a few seconds after installation.
7. The 7-inch colorful screen provides clear and obvious fault indication.
8. Voice broadcasting function, indicate the direction of the fault.
9. With Bluetooth communication function, the communication distance up to 40m. After downloading the APP, can test and view the test results on mobile phone, and use it as a handheld receiver.

### Test Principle

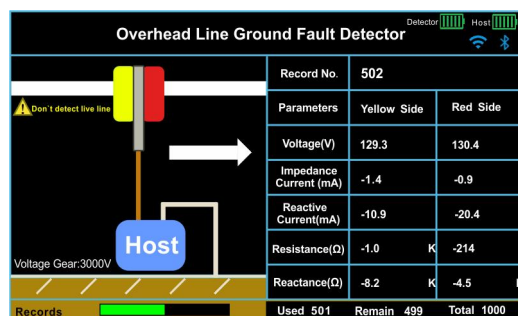
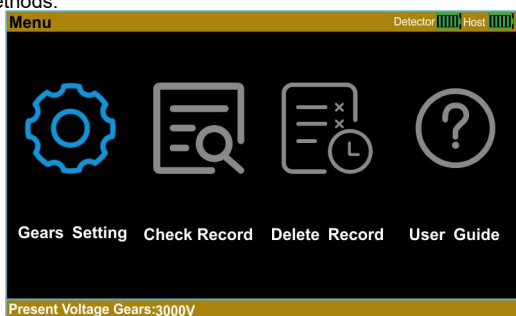
After the overhead line network is stoped, the host output low frequency and high voltage signals, and the AC voltage signals are applied to the line through the transmitting clamps on the left and right sides of the clamp detector. The highly sensitive current transformer in the middle of the clamp detector detects the current amplitude and phase on both sides. The current passes through the host and the clamp detector, flows through the fault line, enter to the ground at the grounding fault point, and return to the host through the ground pin.

The instrument output high-voltage AC signal. The distributed capacitance and fault ground resistance form an RC parallel circuit. By detecting the voltage and current signals on both sides of the line and the phase between the voltage and current, it can be judged whether the present load is capacitive or inductive, and then compare the purely resistive impedances on the left and right to determine if the ground fault is on the left or right side.



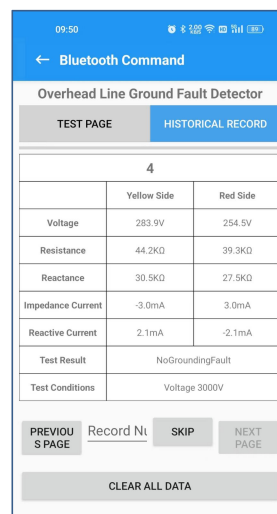
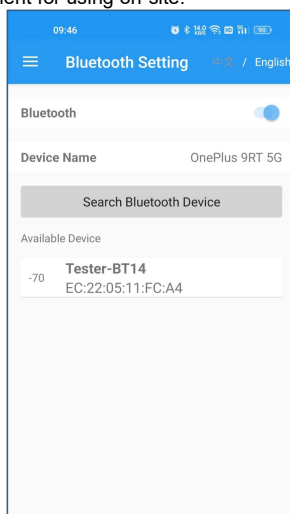
## Host Test Interface

7-inch color screen, which can display clearly: fault indication direction, field test parameters, historical test records, battery power, communication status, operation methods.



## Bluetooth APP Test Interface

Equip with Bluetooth communication function which supports Android system. After scanning the QR code to install the APP program, can test and view the test results on the mobile phone, which is very convenient for using on-site.



## Technical Specifications

Power Supply	Host: 14.8V, 5200mAh Rechargeable lithium battery; Clamp Detector: 3.7V, 2600mAh Rechargeable lithium battery
Detection Method	Clamp type CT
LCD Displayer	7-inch color screen, size: 153.8mmX85.6mm
Output Voltage	AC 3000V/8000V
Output Current	≤50mA
Grounding Fault Resistance	≤150kΩ
Line Reactance	≤30MΩ
Output Frequency	50Hz
Clamp Jaw Size	Φ36mm
Electricity Testing Alarm	Detect the tested cable is lived or not and make audible and visual alarms
Voice Broadcast	Yes
Wireless Communication Distance	433MHz, 50m(open environment)
Bluetooth Communication Distance	40m(open environment)
Data Upload	The host equip with USB interface for uploading test data
Detector Size	Host:355mmX272mmX164mm; Clamp Detector:297mmX118mmX94mm
Detector Weight	Host: 7.61KG; Clamp Detector: 785g; Total weight:17.4KG(include insulation rod)
Automatic Shutdown	15minutes without any operation after starting up, will automatic shutdown
Battery Power	Display the battery capacity of the host and the detector
Working Temperature & Humidity	Temperature: -20℃~70℃, Humidity: 5~90%RH
Insulation Rod Length	About 4300mm
Accessories	Host:1PCS,Clamp detector:1PCS; High voltage test line:1PCS;Ground line:1PCS;Ground Pin:1PCS; Communication cable: 1PCS; Charger:2SETS; Instrument case: 1PCS; Insulation rod :1PCS; Tool bag: 1set